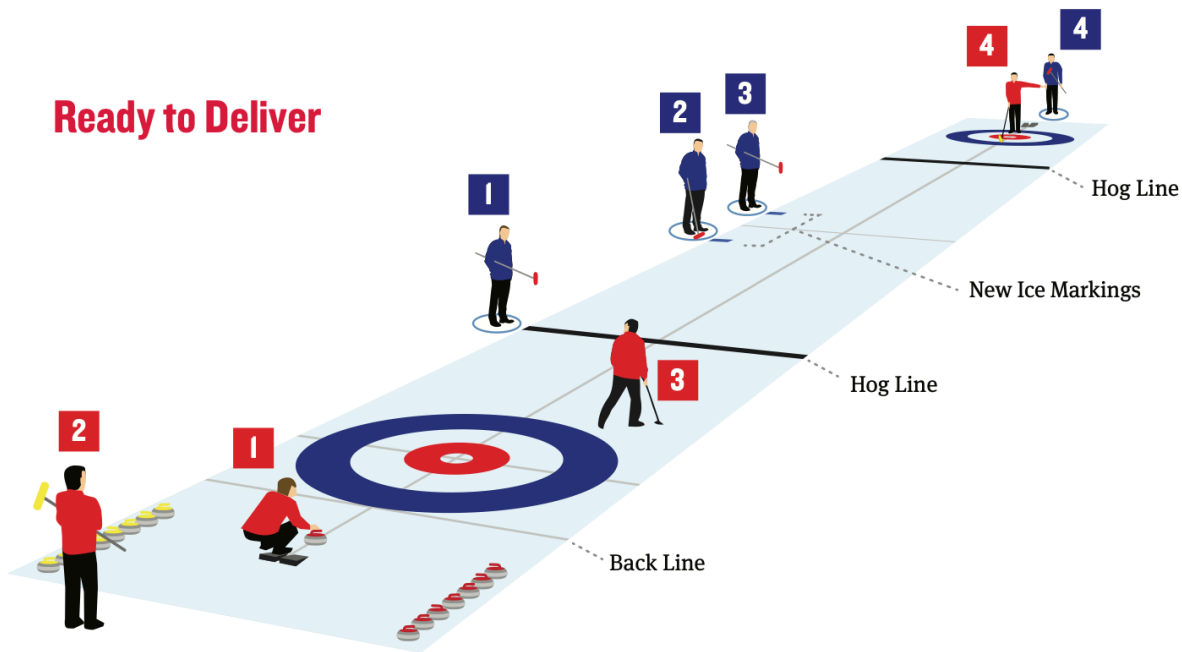
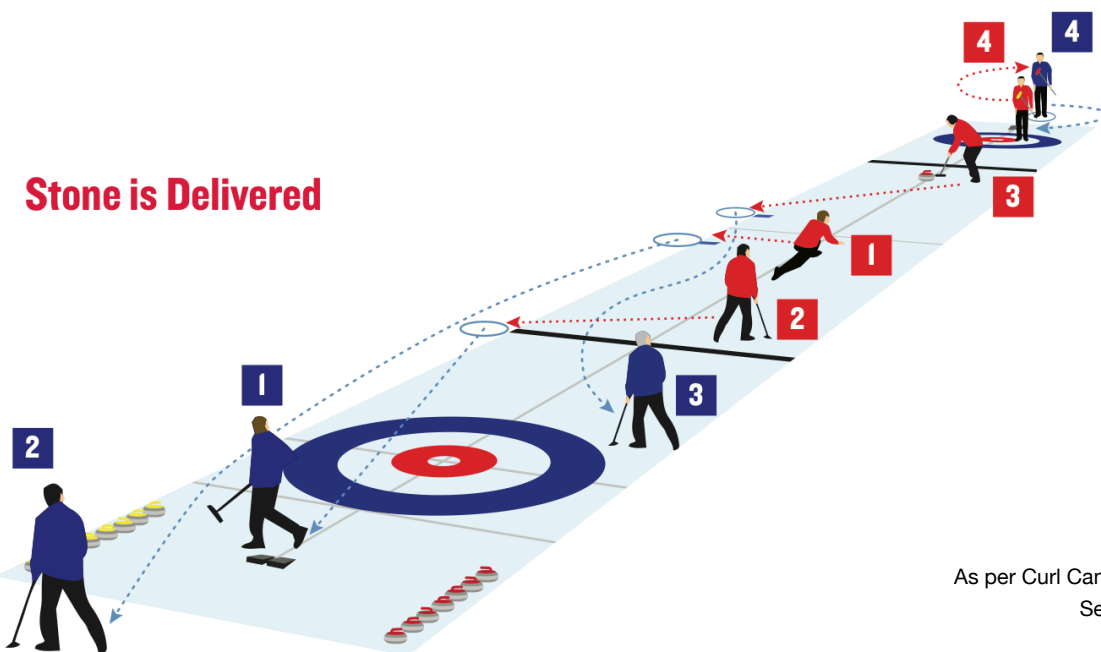


# BCC GAME PLAY & FLOW













## Ready to Deliver



## Stone is Delivered



As per Curl Canada Guidance  
September 2021

-  Game flow will follow Curling Canada's guidance poster on the left.
-  Curlers will enter the rink through the door near the bar and exit the ice through the door near club entrance.
-  Markings will be inserted in the ice to aid with physical distancing.
-  No hand shakes before or after a game.
-  'Community' coins will not be used to decide who will go first ... A personal coin may be used.
-  Each curler will be expected to use only their rocks for the entire game based on their position. Let the player delivering the next rock retrieve their own rock. When clearing the house use brooms to move rocks.
-  Curlers will be expected not to share equipment during game - such as brooms, throwing sticks or throwing supports.
-  Only one person per team will keep score.
-  If the measuring device is to be used it must be cleaned and sanitized after use.
-  Games to start at alternate ends of sheets for less congestion. Example – Sheets 1 and 3 start at the scoreboard end & sheets 2 and 4 start at the window glass end.
-  Purchasing your own equipment is encouraged, but if new curlers are borrowing club brooms, grippers or sliders, they are to be placed in 'to be cleaned' bin after use.
-  Cleaning and disinfecting of rocks will be completed and recorded after each draw.